

CORRECTION

Open Access



Correction: Burden of five healthcare associated infections in Australia

M. J. Lydeamore^{1*}, Mitchell B. G^{2,3}, T. Bucknall^{4,5}, A. C. Cheng¹, P. L. Russo^{6,7} and A. J. Stewardson¹

Upon publication [1], the authors noted an error in Figs. 1, 2, 3 and 4. The corrected figures are below. This error related only to stratification of results by age group category resulting in a change to the x-axis scale, and does not otherwise impact on the results of this paper.

The online version of the original article can be found at <https://doi.org/10.1186/s13756-022-01109-8>.

*Correspondence:

M. J. Lydeamore
michael.lydeamore@monash.edu

¹Department of Infectious Diseases, The Alfred and Central Clinical School, Monash University, Melbourne, VIC, Australia

²School of Nursing and Midwifery, University of Newcastle, Ourimbah, NSW, Australia

³School of Nursing, Avondale University, Cooranbong, NSW, Australia

⁴School of Nursing and Midwifery, Deakin University, Geelong, VIC, Australia

⁵Deakin Centre for Quality and Patient Safety Research-Alfred Health Partnership, Melbourne, VIC, Australia

⁶School of Nursing and Midwifery, Monash University, Frankston, VIC, Australia

⁷Department of Nursing Research, Cabrini Institute, Malvern, VIC, Australia



© The Author(s) 2022. **Open Access** This article is licensed under a Creative Commons Attribution 4.0 International License, which permits use, sharing, adaptation, distribution and reproduction in any medium or format, as long as you give appropriate credit to the original author(s) and the source, provide a link to the Creative Commons licence, and indicate if changes were made. The images or other third party material in this article are included in the article's Creative Commons licence, unless indicated otherwise in a credit line to the material. If material is not included in the article's Creative Commons licence and your intended use is not permitted by statutory regulation or exceeds the permitted use, you will need to obtain permission directly from the copyright holder. To view a copy of this licence, visit <http://creativecommons.org/licenses/by/4.0/>. The Creative Commons Public Domain Dedication waiver (<http://creativecommons.org/publicdomain/zero/1.0/>) applies to the data made available in this article, unless otherwise stated in a credit line to the data.

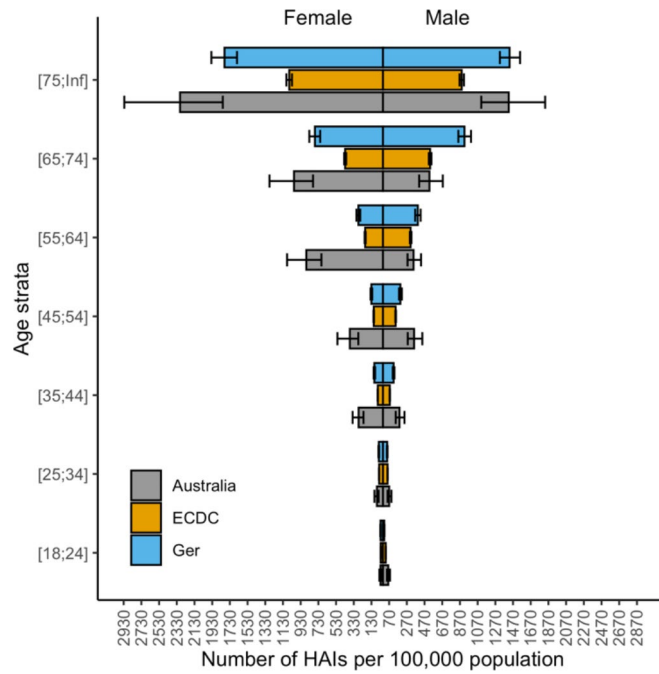


Figure 1 Number of cases of healthcare associated infections per 100,000 population in Australia, presented with previously published data from the EU and Germany

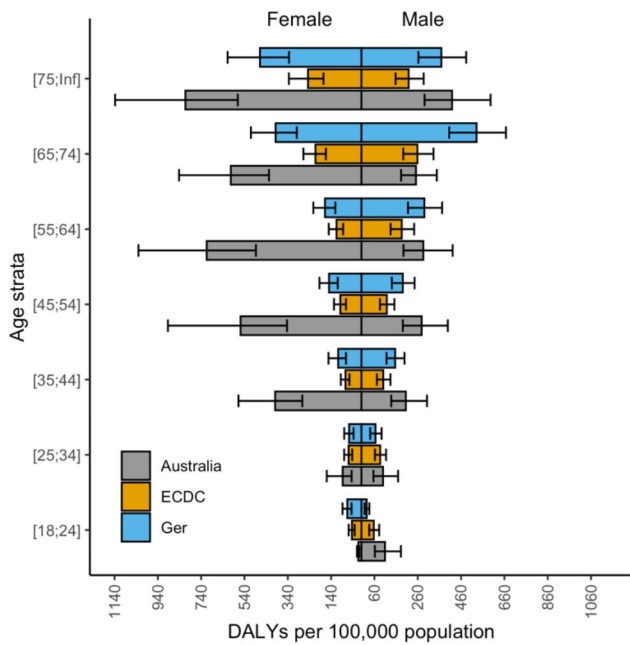


Figure 2 Number of DALYs from healthcare associated infections, stratified by age, in Australia, presented with previously published data from the EU and Germany, normalised by population

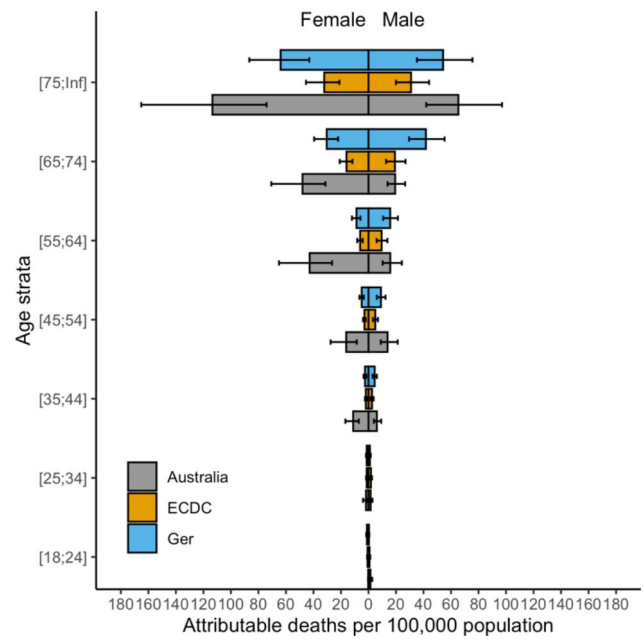


Figure 3 Number of attributable deaths from healthcare associated infections, stratified by age, in Australia, presented with previously

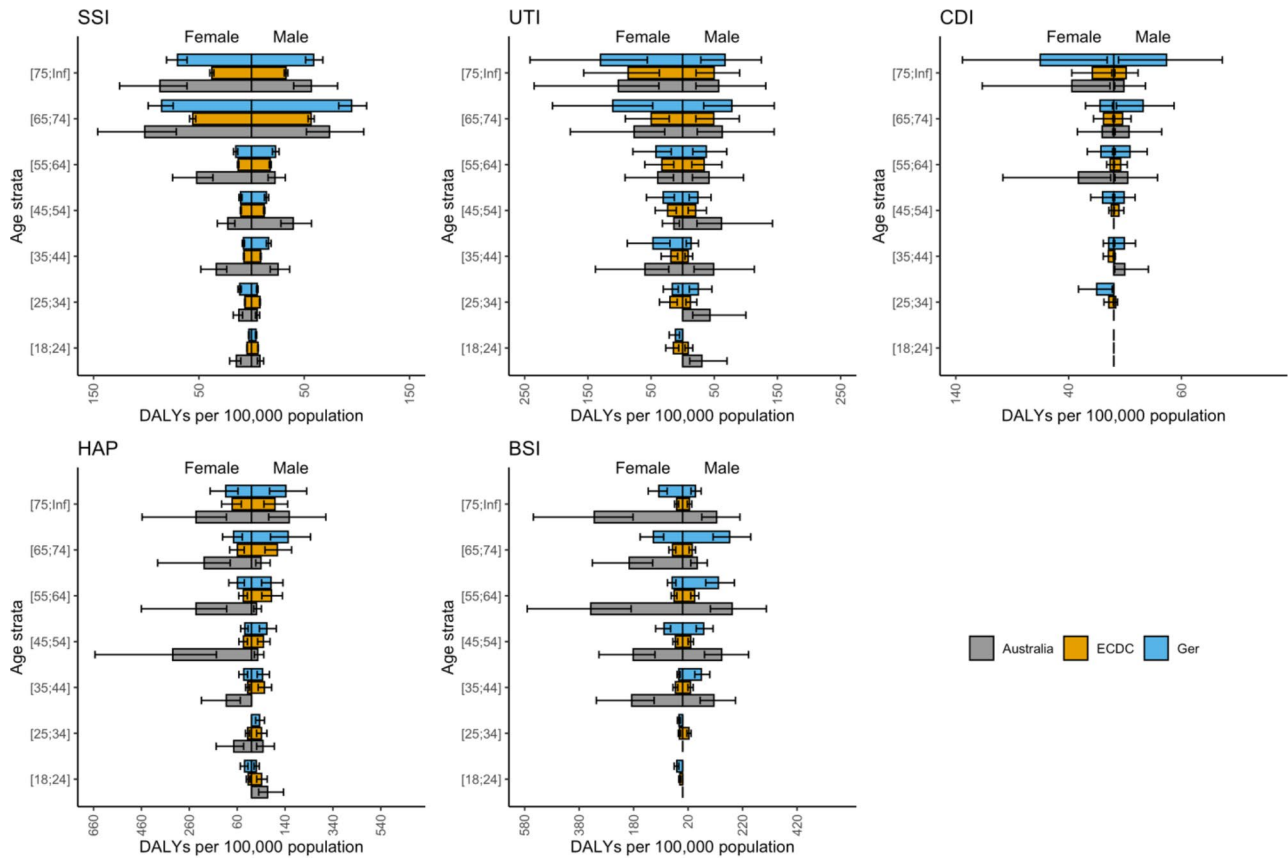


Figure 4 Estimated rate of five healthcare associated infections, normalised by population, in Australia, presented with previously published data from Europe and Germany

Published online: 01 November 2022

Resist Infect Control. 2022 May 13;11(1):69. <https://doi.org/10.1186/s13756-022-01109-8>

References

1. Lydeamore MJ, Mitchell BG, Bucknall T, Cheng AC, Russo PL, Stewardson AJ. Burden of five healthcare associated infections in Australia. *Antimicrob*

Publisher’s note

Springer Nature remains neutral with regard to jurisdictional claims in published maps and institutional affiliations.